

Big Lakes Developmental Center, Inc. - Local CDDO Waiting List Data

as of 01/31/2019

By Individual

	Total	Unservd	Unservd Past Due	Unservd Pending	Prospective Recipient of addt'l service	Prospective Recipient of addt'l service Past Due	Prospective Recipient of addt'l service Pending	Clay	Geary	Pottawatomie	Riley	Other
Adults	104	55	55	0	49	48	0	13	21	26	36	7
Children	54	51	45	0	0	0	0	4	10	14	18	0
TOTALS	158	106	100	0	49	48	0	17	31	40	54	7

Verified	Unservd	100	Prospective	48	TOTAL	149
----------	---------	-----	-------------	----	-------	-----

By Percent of Total Persons Waiting

	Total Waiting	Unservd	Unservd Past Due	Unservd Pending	Prospective recipient of addt'l service	Prospective Past Due	Prospective Pending	Clay	Geary	Pottawatomie	Riley	Other
% Total	100%	67%	63%	0%	31%	30%	0%	11%	20%	25%	34%	4%

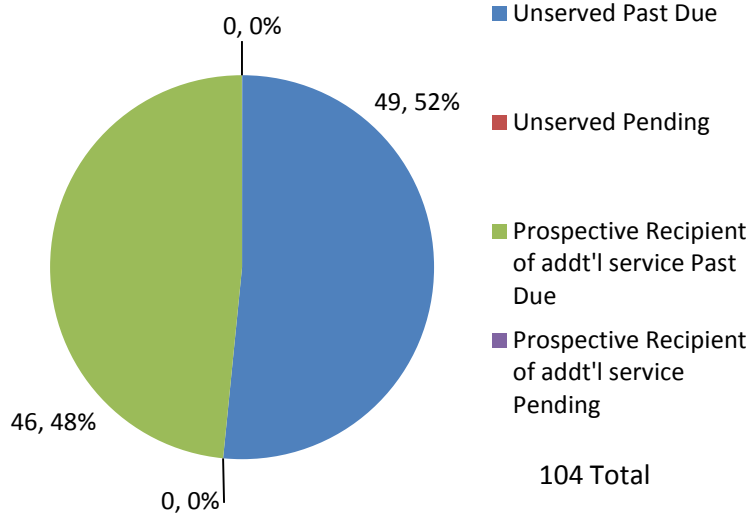
By Percent of Total I/DD Population Reported for CDDO Area

Total Population = 336

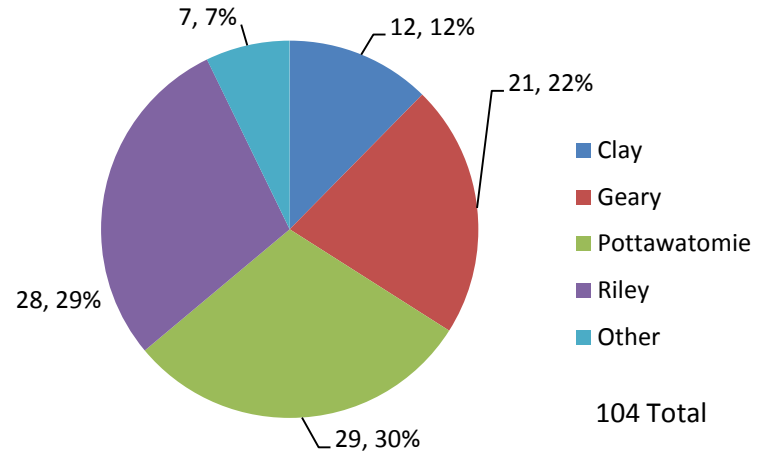
	Total Waiting	Unservd	Unservd Past Due	Unservd Pending	Prospective Recipients	Prospective Past Due	Prospective Pending	Clay	Geary	Pottawatomie	Riley	Other
% Total	47%	32%	30%	0%	15%	14%	0%	5%	9%	12%	16%	2%

Percent Total Adults vs. Children (CDDO area-wide)	Total Population	Adults Waiting	Children Waiting
	336	31%	16%

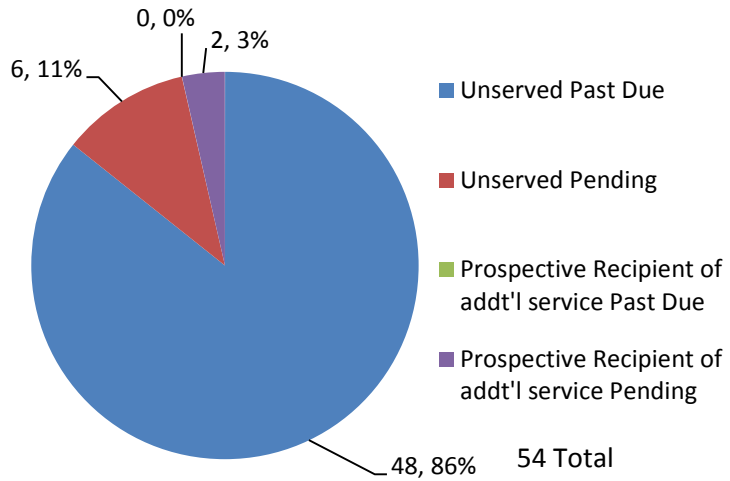
Adults



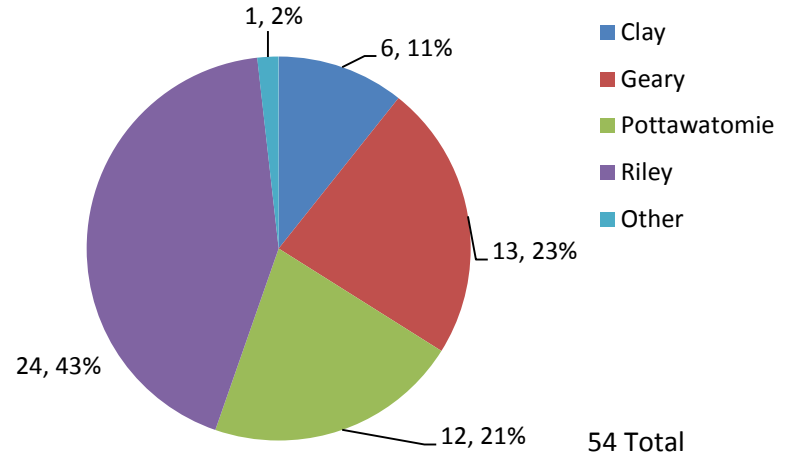
Adults by County



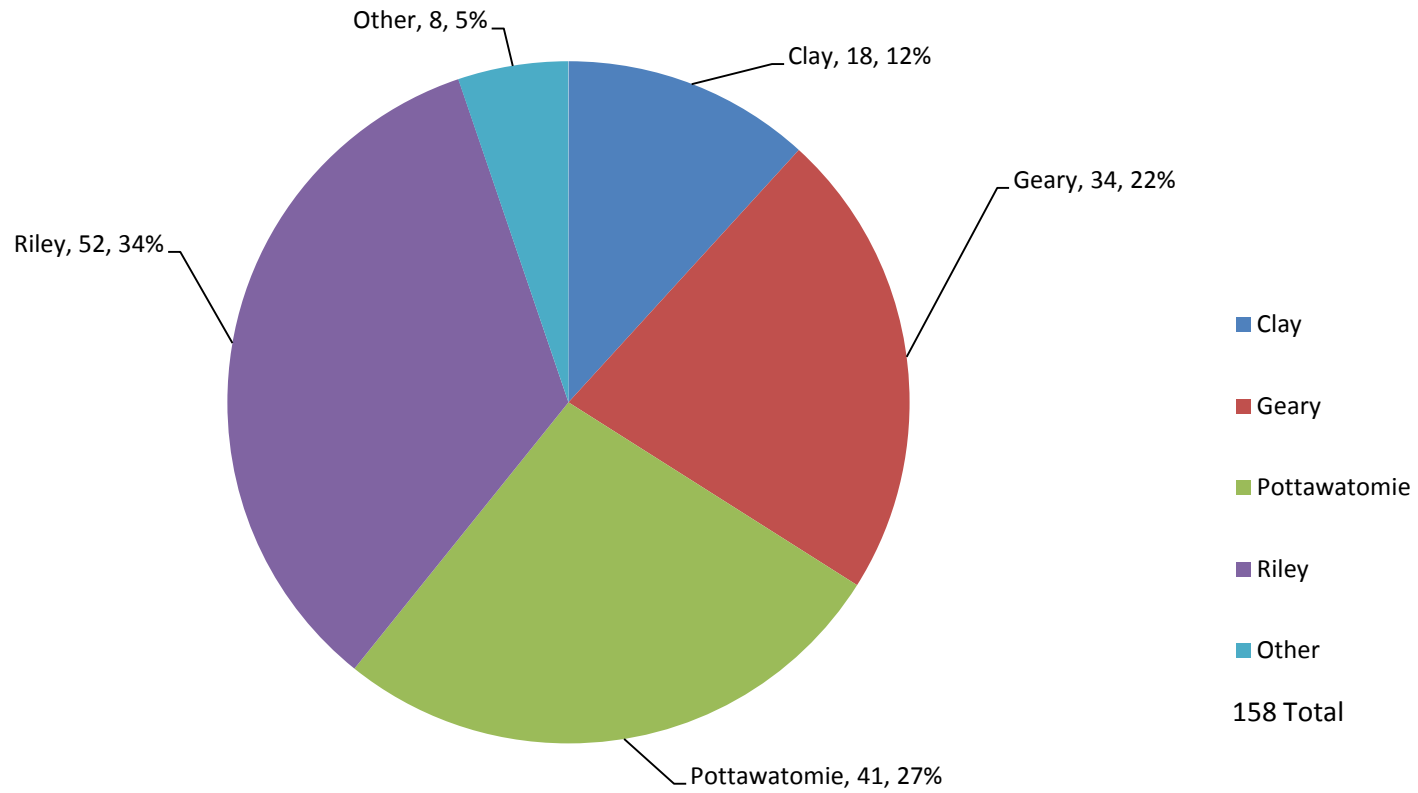
Children



Children by County



Total Population Reported as Waiting by County



Waiting List Characteristics by Percent of Total

